



Quor^t
WOUND CARE

**THE WOUND
MANAGEMENT EXPERTS**



DOCUSES



QuoroFix-N

Non-Woven Adhesive Dressing with Absorbent Pad

NON-WOVEN DRESSING



**AN EDGE
OVER
CONVENTIONAL
DRESSING**

- 100% PURE VISCOSE SPUNLACE FABRIC
- NON-ADHERENT ABSORBENT COTTON PAD
- WATER REPELLENT WITH HIGH MVTR
- EASE OF APPLICATION & REMOVAL



INDICATIONS	<p>Primary & secondary care:</p> <ul style="list-style-type: none"> Low to moderate exudating wounds Fixation of IV lines Post-operative dressings Surgical Incisions Abrasions 																
ADVANTAGES	<ul style="list-style-type: none"> Better absorption Enhanced protection & infection control Reduced frequency of dressing change & associated trauma Reduces chance of removal of newly built tissue 																
PRECAUTIONS	Do not use if pack is damaged or open																
CONTRA-INDICATIONS	Known history of any allergies to non-woven fabric																
SIZES	<table border="1" style="width: 100%; border-collapse: collapse;"> <tr> <td>Dressing Size</td> <td>5x7.2cm</td> <td>6x8cm</td> <td>10x10cm</td> <td>10x15cm</td> <td>10x20cm</td> <td>10x25cm</td> <td>10x30cm</td> </tr> <tr> <td>Pad Size</td> <td>2.5x4cm</td> <td>3x4cm</td> <td>5x5cm</td> <td>5x7.5cm</td> <td>5x10cm</td> <td>5x12.5cm</td> <td>5x15cm</td> </tr> </table>	Dressing Size	5x7.2cm	6x8cm	10x10cm	10x15cm	10x20cm	10x25cm	10x30cm	Pad Size	2.5x4cm	3x4cm	5x5cm	5x7.5cm	5x10cm	5x12.5cm	5x15cm
Dressing Size	5x7.2cm	6x8cm	10x10cm	10x15cm	10x20cm	10x25cm	10x30cm										
Pad Size	2.5x4cm	3x4cm	5x5cm	5x7.5cm	5x10cm	5x12.5cm	5x15cm										



THE WOUND MANAGEMENT EXPERTS

www.quorit.com
www.docuses.com
sales@docuses.com
 +91-93138 07696



QuoroFix-T

Adhesive Transparent PU Dressing with Absorbent Pad

TRANSPARENT PU DRESSING



**AN EDGE
OVER
CONVENTIONAL
DRESSING**

- POLYURETHANE ADHESIVE DRESSING
- NON-ADHERENT ABSORBENT COTTON PAD
- WATERPROOF WITH HIGH MVTR
- EASE OF APPLICATION & REMOVAL



INDICATIONS	<p>Primary & secondary care:</p> <ul style="list-style-type: none"> • Low to moderate exuding wounds • Fixation of IV lines • Post-operative dressings • Surgical Incisions • Abrasions 																
ADVANTAGES	<ul style="list-style-type: none"> • Better Visualization allows for better monitoring & assessment • Better absorption with enhanced protection & infection control • Induces autolytic debridement • Reduced frequency of dressing change & associated trauma • Reduces chance of removal of newly built tissue 																
PRECAUTIONS	Do not use if pack is damaged or open																
CONTRA-INDICATIONS	Known history of any allergies to polyurethane																
SIZES	<table border="1"> <tr> <td>Bandage Size</td> <td>5x7.2cm</td> <td>6x8cm</td> <td>10x10cm</td> <td>10x15cm</td> <td>10x20cm</td> <td>10x25cm</td> <td>10x30cm</td> </tr> <tr> <td>Pad Size</td> <td>2.5x4cm</td> <td>3x4cm</td> <td>5x5cm</td> <td>5x7.5cm</td> <td>5x10cm</td> <td>5x12.5cm</td> <td>5x15cm</td> </tr> </table>	Bandage Size	5x7.2cm	6x8cm	10x10cm	10x15cm	10x20cm	10x25cm	10x30cm	Pad Size	2.5x4cm	3x4cm	5x5cm	5x7.5cm	5x10cm	5x12.5cm	5x15cm
Bandage Size	5x7.2cm	6x8cm	10x10cm	10x15cm	10x20cm	10x25cm	10x30cm										
Pad Size	2.5x4cm	3x4cm	5x5cm	5x7.5cm	5x10cm	5x12.5cm	5x15cm										



QuoroFoam

Absorbent Foam Dressing

FOAM DRESSING

**BEST
IN CLASS
ABSORPTIVE
DRESSING**



ABSORBENT FOAM
DRESSING

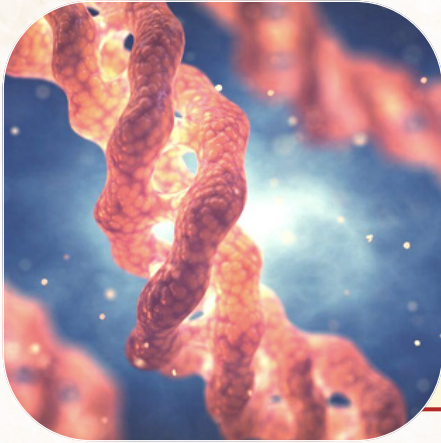


INDICATIONS	<ul style="list-style-type: none">• Moderate to heavy exudating wounds• Secondary dressings• Granular & necrotic wounds• Compression Wraps• Skin tear, donor sites
ADVANTAGES	<ul style="list-style-type: none">• Innovative 5-layer technology promotes effective exudate management• Provides high absorbency with breathability to reduce the risk of maceration• Optimal Moisture Vapour Transmission Rate (MVTR)• Maintains temperature and pH balance• Adaptability - suitable for wound at diverse anatomical locations• Non-toxic, hypoallergenic & cost-effective• Ease of application & removal
PRECAUTIONS	Avoid using on wound with dry eschar
CONTRA-INDICATIONS	Known history of any allergies to polyurethane
SIZES	10cmx10cm, 15cmx15cm, 20cmx20cm



QuoroFiber

Natural Bovine Collagen Fiber



NATURAL BOVINE
COLLAGEN TYPE-I
FIBROUS PARTICLE

AN
INTELLIGENT
WOUND
DRESSING



INDICATIONS	<ul style="list-style-type: none">• Non-healing ulcers• Diabetic Foot Ulcers• Traumatic wounds• Tunneled & undetermined wounds• Pressure ulcers• Surgical wounds• Low to moderate draining wounds
ADVANTAGES	<ul style="list-style-type: none">• Increases surface area to ensure enhanced bio-activity• Natural triple helix structure enables better scaffolding & cell migration for creation of granulation tissue• Increases fibroblast production at wound site• Effective haemostatic agent, facilitates angiogenesis & re-epithelialization• Optimum choice for deep wounds• Enhances complete healing in DFU patients compared to conventional dressings
PRECAUTIONS	<ul style="list-style-type: none">• Do not pack the wound too tightly with QuoroFiber• Always maintain moist wound environment• Give enough irrigation to the wound with normal saline• An increase in drainage may be seen during the first few days of the treatment which is normal
CONTRA-INDICATIONS	Avoid using on patients who are hypersensitive to collagen
SIZES	5mL, 10mL

Application Procedure:

- Cleanse wound bed with normal saline to drive out the slough. Apply topical medication if necessary
- Sprinkle QuoroFiber sufficiently to cover the wound surface
- In case of tunneled and undermined wounds, QuoroFiber can be made into a paste or solution with normal saline to ensure that QuoroFiber penetrates into the wound cavity
- Cover the wound with an absorbent protective dressing like QuoroFoam, QuoroFix-N or QuoroFix-T
- Frequency of application of QuoroFiber can initially be on a daily basis and subsequently reduced to once in 2-3 days depending on the condition/stage of the wound




QuoroSkin

Natural Bovine Collagen Wet Sheet

WET SHEET

AN
INTELLIGENT
WOUND
DRESSING



NATURAL 100% PURE
COLLAGEN WET SHEET



INDICATIONS	<ul style="list-style-type: none">• 1st & 2nd Degree non-infected burn wounds• Pressure injuries, diabetic ulcers, venous ulcers• Ulcers caused by mixed vascular aetiologies• Donor and graft sites• Abrasions
ADVANTAGES	<ul style="list-style-type: none">• Releases 100% pure collagen to deactivate & down-regulate excess MMPs• Delays biofilm formation & reduces bio-burden• Selectively permeable with high Bacterial Filtration Efficiency (BFE)• Accelerates all 4 stages of wound healing - haemostatis, inflammation, proliferation & remodelling• Facilitates angiogenesis & re-epithelialization• Quick & firm adherence to wound surface• Reduces trauma of removal - ideal for both adult & paediatric patients*
PRECAUTIONS	Do not use if the pack is damaged or open
CONTRA-INDICATIONS	Avoid using QuoroSkin on patients who are hypersensitive to collagen
SIZES	5cmx5cm, 10cmx10cm, 10cmx15cm, 15cmx20cm

Application Procedure:

- Cleanse & decontaminate the wound area thoroughly
- Debride infected or necrotic wounds thoroughly
- Ensure satisfactory haemostasis on skin donor site
- Remove QuoroSkin wet sheet gently & rinse thoroughly in sterile saline to remove the preserving medium
- Apply firmly on raw area without leaving any air bubbles
- Cover the wound with an absorbent protective dressing like QuoroFoam, QuoroFix-N, QuoroFix-T if required



THE WOUND MANAGEMENT EXPERTS


www.quorit.com
www.docuses.com
sales@docuses.com
+91-93138 07696



*International Surgery Journal Gupta M et al. Int Surg J. 2021 Nov;8(11):3339-3343 <http://www.ijsurgery.com>

QuoroSkin-D

Natural Bovine Collagen Dry Sheet



RECONSTITUTED PURE
BOVINE COLLAGEN DRY
SHEET

AN
INTELLIGENT
WOUND
DRESSING



A preferred biological dressing for its innate characteristics of non-inflammatory, excellent breathability & non-permeability to bacteria

INDICATIONS	<ul style="list-style-type: none">• 1st & 2nd Degree non-infected burn wounds• Pressure injuries, diabetic ulcers, venous ulcers• Ulcers caused by mixed vascular aetiologies• Donor and graft sites• Abrasions• Temporary dressing after escharotomy/tangential excision in 3rd degree burn
ADVANTAGES	<ul style="list-style-type: none">• Accelerates all 4 stages of wound healing - haemostatis, inflammation, proliferation & remodelling• Facilitates angiogenesis & re-epithelialization• Ultra-thin dry sheet facilitates easy application and conformability• Dissolves into the wound, requires no removal after healing• Increases degree of contraction & accelerates wound closure• Excellent patient compliance as high as 96.7% *
PRECAUTIONS	<ul style="list-style-type: none">• Do not use if the pack is damaged or open• Avoid in grossly infected wounds
CONTRA-INDICATIONS	Avoid using QuoroSkin-D on patients who are hypersensitive to collagen
SIZES	2cmx2cm, 5cmx5cm, 10cmx10cm, 10cmx15cm, 15cmx20cm

Application Procedure:

- Cleanse & decontaminate the wound area thoroughly
- Debride infected or necrotic wounds thoroughly
- Ensure satisfactory haemostasis on skin donor site
- Apply QuoroSkin-D on raw area without leaving any air bubbles
- Avoid over-stretching the sheet
- Cover the wound with an absorbent protective dressing like QuoroFoam, QuoroFix-N, QuoroFix-T if required
- Dry Sheet peels off as epithelialization occurs - do not forcibly remove

Quor
WOUND CARE

THE WOUND MANAGEMENT EXPERTS

www.quorit.com

www.docuses.com

sales@docuses.com

+91-93138 07696



QuoroGel

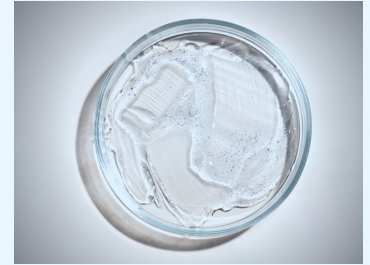
Natural Bovine Collagen Nano-Silver Gel

AN
INTELLIGENT
WOUND
DRESSING



Enriched with
VITAMIN C

NATURAL BOVINE COLLAGEN
NANO-SILVER GEL



INDICATIONS	<ul style="list-style-type: none">• Pressure injuries stage 1 to stage 4• Venous stasis, diabetic & arterial ulcers• Surgical wounds, traumatic wounds• First and second-degree burns• Grafted wounds and donor sites• Skin tears, abrasions, and lacerations
ADVANTAGES	<ul style="list-style-type: none">• Provides a physiologically favourable micro-environment for rapid wound healing• Vitamin C (L-ascorbic acid that the body can recognize) stimulates collagen synthesis• Nano silver significantly reduces wound surface, gram positive bacteria & bioburden• Supports natural autolysis by rehydrating and softening necrotic tissue and eschar• Encourage autolytic debridement• Easy to apply & deliver native type-I collagen at diverse anatomical locations & skin contours
PRECAUTIONS	<ul style="list-style-type: none">• Do not use if the tube is damaged or open• For external use only
CONTRA-INDICATIONS	Avoid using QuoroGel on patients who are hypersensitive to silver or collagen
WEIGHT	30g

Application Procedure:

- Thoroughly Cleanse the wound with sterile saline solution
- Apply QuoroGel as required to cover the entire wound area
- Cover the wound with secondary protective dressing if required
- Close the cap tightly after use & store in cool and dry place





DOCUSES

A Product of:
DOCUSES HEALTHCARE INDIA PVT. LTD.

✉ sales@docuses.com

☎ **+91-93138 07696**

Buy Online at www.docuses.com



SCAN TO VISIT